



HEAVY PRODUCT OFFERING PIONEERING SOLUTIONS

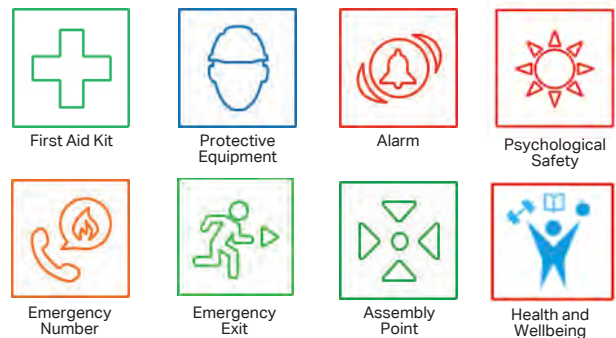


CONTENTS

ENVIRONMENTAL HEALTH AND SAFETY	2
CUSTOMER SUPPORT	4
MOBILE JAW CRUSHER UNITS	6
– UJ640E Mobile Jaw Crusher	
– UJ440E Mobile Jaw Crusher	
– UJ440i Mobile Jaw Crusher	
MOBILE CONE CRUSHER UNITS	12
– UH640E Mobile Cone Crusher	
– US440E Mobile Cone Crusher	
– UH440E Mobile Cone Crusher	
– US440i Mobile Cone Crusher	
– UH440i Mobile Cone Crusher	
TECHNICAL SPECIFICATIONS	22

The material in this brochure is of general application for information and guidance only, and no representation or warranty is made or given by the manufacturer that its products will be suitable for a customer's particular purpose and enquiry should always be made of the manufacturer to ensure such suitability. Whilst every effort has been made in the preparation of this document to ensure its accuracy, the manufacturer assumes no liability resulting from errors or omissions in this document, or from the use or interpretation of the information contained herein. The manufacturer reserves the right to make changes to the information in this brochure and the product design without reservation and without notification to users.

SAFETY FIRST



Sandvik's objective is zero harm to our people, the environment we work in, our customers and our suppliers.

We all have a responsibility and are equally accountable for our safety behaviour and we have the authority to take needed actions to mitigate risks.

By sharing our stories and experiences we learn the importance of constant attention to safety.

Take care and never walk by!



SHAPING A SUSTAINABLE FUTURE

We take corporate responsibility very seriously and you can be confident that our business decisions and actions demonstrate our focus on the environment.

Our machinery must operate at the highest levels of safety but we are also very aware that we need to minimize the environmental impact by ensuring the lowest possible levels of emissions.

We have taken steps to adapt our offering to assure you that operators can use our machinery in a safe manner as possible and keep the local environmental impact to a minimum.

EFFECTIVE SAFETY SYSTEMS

Health and Safety regulations vary by location, but we work very hard to implement our own international high standards that go well beyond the national minimum safety requirements.

We strongly emphasize safety in all process improvement and in the engineering of our equipment.



MINIMIZING ENVIRONMENTAL IMPACT

The majority of these products can be driven either by an onboard diesel generator or electric plug-in, to operate in either diesel- or electric-mode. This offers a more sustainable solution, as well as lowering your cost of ownership.

Our machines have been designed with the operator's safety in mind. They are equipped with features aimed at lowering the environmental impact whilst in operation. Noise reduction measures such as rubber liners and dust suppression features such as dust filters, water sprinkling systems and water pumps are available to optimize working conditions.


To ensure we comply with the latest environmental management guidelines we are also ISO 14001 certified, demonstrating our assurance to you that our environmental impact is being measured.

SAFETY FIRST


We also apply the two concepts of environmental protection and the safety of personnel to our manufacturing operations. All of our factories implement strict measures in ensuring and improving on the safety of both personnel and visitors.

Safety first is a fundamental attitude for us and proper safety equipment is essential at all times to achieve our goal of zero work-related injury, illness and environmental harm.

To ensure we comply with the latest health and safety guidelines we are ISO 18001 certified. This helps us to identify and control health and safety risks and reduce the potential for accidents.



WHERE OTHERS GIVE QUICK ANSWERS WE ASK THE RIGHT QUESTIONS



VITAL PART OF YOUR TEAM

For over 160 years the name Sandvik has been synonymous with quality. We have invested heavily in research and development to provide pioneering solutions driven by your needs.

We have developed new products and acquired many strong brands. Each has been integrated seamlessly into our portfolio putting us in a uniquely strong position to add value to your operation, whatever your requirements.

Our comprehensive range of mobile crushers and screens provides you with a complete solutions offering, developed with your needs in mind. The range encompasses jaw, cone and impact crushers; three way split screens, the world's first range of tracked Doublescreens, scalpers and triple deck screens.

We have a range of innovative mobile equipment that has been proven to consistently deliver high quality output throughout the world in a variety of applications. These range from quarrying applications processing material such as granite and limestone, construction projects dealing with concrete and asphalt, to recycling and demolition applications.





WORLDWIDE PRESENCE

We have an established and successful worldwide distributor network. This enables us to have a global presence and support you no matter where you are operating in the world.

Our philosophy is to think globally but act locally. We ensure you enjoy the very best products and services possible.

KNOWLEDGE BASED ON EXPERIENCE

We are a driving force in the industry and part of a global engineering group. As such we can support you and your operations with our experience, solutions and market leading equipment.

- Solutions based approach focused on and driven by your needs
- Innovative technology and tools developed in close cooperation with our wide customer base
- A global team of proactive experts dedicated to providing you with the best support possible
- Pioneer in the development of new technologies

Our customers benefit from accessing a huge knowledge bank of experience and our application experts can help you to optimize our products and maximize your productivity.

PIONEERING SOLUTIONS FOR YOU

We offer one of the most advanced and comprehensive range of mobile crushers and screens in the world. All of our market leading technology is based on providing solutions to increase your performance and productivity. We amplify your possibilities by setting industry standards.

Our versatile product offering can be used in virtually any construction, quarrying or recycling application. Our ideas are driven by your needs so whether you need to crush tonnes of hard rock or produce several sized aggregates; we have a solution to add value to your business.

Our research and development team enables you to open up a whole new realm of possibilities. They are constantly working on ways to improve our equipment. Using the latest technology, our equipment is built to the highest standards of quality and engineering.

To ensure we comply with the latest quality management guidelines, we are ISO 9001 certified. This helps us to ensure you get consistent, high quality products and services.

AFTERSALES SUPPORT

We believe that the sale of our equipment is just the beginning of our relationship with you
– not the end.

Your initial purchase is only the start of a unique partnership with us. Our service team is here to support your needs throughout the long, profitable lifetime of your machines.

SANDVIK UJ640E MOBILE JAW CRUSHER



WORLD LEADING JAW CRUSHER

The UJ640E is a heavy duty, electrically powered tracked jaw crusher designed for high productivity and low energy consumption. It combines high levels of automation, mobility, flexibility of operation, rapid return on investment, with high quality material production.

Purpose designed for the global aggregates industry, this giant of the crushing world delivers astounding rates of production throughout the quarry, open cast or underground mining site or "Super Quarry".

The UJ640E has a lower environmental impact due to the latest emissions compliant engines, reduced fuel consumption and less operating noise. With an electric plug-in option, this enables you to select your preferred energy source, diesel- or electric-mode to lower your operating costs and reduce environmental impact.

The UJ640E has proved suitable for:

- Hard and abrasive rock
- Aggregate production
- Surface and underground mining
- Quarried rock
- Recycling of construction materials

FEATURES AND VALUES

- Jaw size of 1500 mm x 1100 mm / 60" x 44" allows for exceptional rates of throughput.
- Offers high material reduction values with low jaw plate wear, and yet is still able to accept large material feed size.
- Efficient, rapid and easy set-up and take down for transportation, with no requirement for heavy lifting equipment.
- High return on investment is assured through low cost per ton operation, and long machine life time.
- Global aftermarket support with standard stock parts to ensure minimum machine downtime.
- The efficiency of the unit is maximized due to Sandvik's simplified and standardised wear parts being designed to provide the highest levels of performance.
- Very low emissions as is able to operate from electrical mains or from onboard diesel generator.

KEY SPECIFICATIONS	UJ640E
Equipment	CJ615 jaw
Feed opening	1500 mm x 1100 mm / 60" x 44"
Maximum feed size (up to)	960 mm / 38"
Engine	Volvo D16 Stage 5 / T4F / T3 Stamford 650 kVA
Transport dimensions part 1	4.0 m / 13.1' (h), 4.0 m / 13.1' (w), 16.4 m / 54' (l)
Transport dimensions part 2	4.0 m / 13.1' (h), 3.9 m / 13' (w), 8.7 m / 28' 6" (l)
Weight part 1	59,500 kg / 131,175 lbs
Weight part 2	67,500 kg / 148,811 lbs



SANDVIK UJ440E MOBILE JAW CRUSHER



VERSATILE SOLUTION

The UJ440E is a heavy duty, electrically powered tracked jaw crusher designed for high productivity and low energy consumption. It combines high levels of automation, mobility, flexibility of operation, rapid return on investment, with high quality material production.

The UJ440E provides profitable, long lasting, environmentally focused crushing, that maximizes return on investment, and produces low cost per ton operation.

The UJ440E has a lower environmental impact due to the latest emissions compliant engines, reduced fuel consumption and less operating noise. With an electric plug-in option, this enables you to select your preferred energy source, diesel- or electric-mode to lower your operating costs and reduce environmental impact.

The UJ440E has proved suitable for:

- Hard and abrasive rock
- Aggregate production
- Surface mining and underground mining
- Quarried rock
- Recycling of construction materials

FEATURES AND VALUES

- Jaw size of 1200 mm x 830 mm / 47" x 33" for highest rates of production in its class.
- Trouble free and safe operation are ensured due to automatic and continuous monitoring of the production process by the control system.
- High return on investment through low cost per ton operation, and long machine life time.
- The machine is designed to operate with impressive up-time that includes scheduled and unscheduled service work.
- Global aftermarket support with standard stock parts to ensure minimum machine downtime.
- The efficiency of the unit is maximized due to Sandvik's simplified and standardised wear parts being designed to provide the highest levels of performance.
- Very low emissions as is able to operate from electrical mains or from onboard diesel generator.
- Possesses the highest operational safety levels currently available, with low energy consumption and low levels of dust, sound and exhaust emissions.

KEY SPECIFICATIONS	UJ440E
Equipment	CJ412 jaw
Feed opening	1200 x 830 mm / 47" x 33"
Maximum feed size (up to)	760 mm / 30"
Engine	Volvo D13 Stage 5 / T4F / T3 Stamford 450 kVA
Transport dimensions part 1	3.9 m / 12' 9" (h), 3.5 m / 11' 5" (w), 16.30 m / 53' 5" (l)
Transport dimensions part 2	2.9 m / 9' 5" (h), 3.1 m / 10' (w), 5.7 m / 18' 7" (l)
Weight part 1	63,000 kg / 138,890 lbs
Weight part 2	14,600 kg / 32,190 lbs



SANDVIK UJ440i

MOBILE JAW CRUSHER

HIGHLY PROFITABLE JAW CRUSHING

The UJ440i provides customers with a heavy and robust unit, that has proved capable of working throughout the world in all climatic conditions. Possesses an intelligent and trouble free operation thanks to the on-board integrated "intelligence" system.

This allows for simplicity of operation as the UJ440i is continuously and automatically monitored by the control system that operates the unit, and enables full optimisation of production allowing materials to be crushed year after year. Married to a fully tracked chassis the UJ440i brings profitable jaw crushing to a new dimension.

The UJ440i has proved suitable for:

- Hard and abrasive rock
- Aggregate production
- Surface mining
- Quarried rock
- Recycling of construction materials

FEATURES AND VALUES

- Jaw size of 1200 mm x 830 mm / 47" x 33" for highest rates of production in its class.
- Production is maximised as the crusher possesses a generous feed opening coupled with a hydraulic close side setting (CSS) that enables rapid changes through push button operation.
- Machine is capable of producing two product fractions with (optional) "hanging" screen unit.
- Trouble free and safe operation is ensured due to automatic and continuous monitoring of the production process by the in-built intelligent control system.
- Optimized production with "wireless" interlocking between the units when working in train.
- Quick set-up and close-down, together with on, and site to site transportability (highest capacity in one piece transport on market), being integral design features.
- Uptime maximized due to low maintenance requirement and ease of fault location.
- Highly fuel efficient due to low rpm diesel engine and true direct drive of crusher.
- Spill free oil change due to collection system for waste oils.
- Fitted with My Fleet telematics with 7 year data subscription as standard.



KEY SPECIFICATIONS	UJ440i
Equipment	CJ412 jaw
Feed opening	1200 mm x 830 mm / 47" x 33"
Maximum feed size (up to)	760 mm / 30"
Engine	Volvo D13 Stage 5 / T4F 315 kW / 422 hp Volvo Tier 2 and CAT Tier 3 available
Transport dimensions VGF*	3.90 m / 12' 9" (h), 3.0 m / 9' 10" (w), 16.60 m / 54' 5" (l)
Transport dimensions VGF + US**	3.90 m / 12' 9" (h), 3.0 m / 9' 10" (w), 16.60 m / 54' 5" (l)
Weight VGF*	62,500 kg / 137,790 lbs
Weight VGF + US**	63,000 kg / 138,890 lbs

* Vibrating Grizzly Feeder

** Vibrating Grizzly Feeder + Under Screen



SANDVIK UH640E MOBILE CONE CRUSHER



HIGH QUALITY CONE CRUSHING

The UH640E is an electrically powered, high capacity, secondary and tertiary cone crusher unit that is able to produce sized finished products thanks to an integral product screen and closed circuit operation.

The UH640E is able to deal with many different applications due to alternative cone crusher settings as it mounts the advanced Sandvik CH660 cone crusher on a purpose built tracked chassis. Furthermore, the UH640E delivers astounding rates of production throughout the quarry, open cast or underground mining site or "Super Quarry" in an environmentally focused manner.

The unit has a lower environmental impact due to the latest emissions compliant engines, reduced fuel consumption and less operating noise. With an electric plug-in option, this enables you to select your preferred energy source, diesel- or electric-mode to lower your operating costs and reduce environmental impact.

The UH640E has proved suitable for:

- Hard and abrasive rock
- Aggregate production
- Surface- and underground mining
- Quarried rock

FEATURES AND VALUES

- The Sandvik CH660 cone allows a feed size of up to 235 mm / 9".
- The cone crusher itself is designed for superb product shape, at high throughput, with the entire crushing system ensuring maximum throughput at all times.
- ASRi assisting in optimizing throughput and product quality, as well as protecting the crusher from "uncrushable" material.
- High return on investment is assured through low cost per ton operation, and long machine life time.
- Capable of producing two fractions to "the ground", and one to the return conveyor.
- Efficient, rapid and easy set-up and take down for transportation with no requirement for heavy lifting equipment.
- Cost effectiveness of is ensured as is able to operate from electrical mains or from onboard diesel generator.
- Global aftermarket support with standard stock parts to ensure minimum machine downtime.
- The efficiency of the unit is maximized due to Sandvik's simplified and standardized wear parts being designed to provide the highest levels of performance.

KEY SPECIFICATIONS	UH640E
Equipment	CH660 cone
Feed size (up to)	235 mm / 9"
CSS range	13 mm - 51 mm / 0.5 - 2"
Engine	Volvo D16 Stage 5 / T4F / T3 Stamford 670 kVA
Transport dimensions part 1	4.0 m / 13' 2" (h), 3.5 m / 11' 5" (w), 15.5 m / 51' (l)
Transport dimensions part 2	3.1 m / 10' (h), 3.1 m / 10' (w), 11.9 m / 39' (l)
Transport dimensions part 3	3.5 m / 11' 5" (h), 3.1m / 10' (w), 5.2 m / 17' (l)
Weight part 1	64.700 kg / 142,640 lbs
Weight part 2	13.000 kg / 28.660 lbs
Weight part 3	7.200 kg / 15.890 lbs



SANDVIK US440E MOBILE CONE CRUSHER



QUALITY SECONDARY CRUSHING

The US440E is an electrically powered tracked mounted cone crusher aimed at the demanding quarry operator, construction company or contractor working with hard and abrasive applications. It features the Sandvik CS440 cone crusher, the SS1443 triple deck screener and the SS1013H pre-screen. The cone crusher can take a feed size of 450 mm and produce up to 500 tph. This makes it the perfect mobile cone crusher for secondary crushing applications where high capacity and high size reduction are desired.

The US440E has a lower environmental impact due to the latest emissions compliant engines, reduced fuel consumption and less operating noise. With an electric plug-in option, this enables you to select your preferred energy source, diesel- or electric-mode to lower your operating costs and reduce environmental impact.

The US440E has proved suitable for:

- Hard and abrasive rock
- Aggregate production
- Surface- and underground mining
- Quarried rock

FEATURES AND VALUES

- Sandvik CS440 cone crusher, available with a choice of three mantles and four different eccentric throw settings spanning from 20 mm to 36 mm, which has been specifically designed for use in secondary crushing applications.
- Sandvik product screen can be configured to separate undersize into either one or two fractions, and is available with a choice of screen media.
- Sandvik heavy duty pan feeder designed for efficient, high capacity feeding with low liner wear.
- Sandvik triple deck pre-screen, available with a choice of screen media.
- Radio remote control for starting, stopping and tracking the equipment.
- The crusher is fitted with an intelligent ASRi system, which monitors and automatically regulates the close side setting.
- ASRi is integrated with the PLC control screen which is easy to operate and available in several languages.
- The US440E is transported in three separate sections which are easily put together on site and tracked via radio remote control.
- Metal detector on feed conveyor for the protection of the crusher.
- The unit is fully automated and is easily interlocked with other crushing units.

KEY SPECIFICATIONS	US440E
Equipment	Sandvik CS440 cone
Feed size (up to)	450 mm / 18"
CSS range	25 mm - 54 mm / 1" - 2"
Engine	Volvo D16 Stage 5 / T4F / T3 Stamford 670 kVA
Transport dimensions part 1	4.1 m / 13' (h excl trailer) , 3.5 m / 11' 5" (w), 16.3 m / 53' 5" (l)
Transport dimensions part 2	3.1 m / 10' (h excl trailer), 3.1 m / 10' (w), 11.9 m / 39' (l)
Transport dimensions part 3	3.5 m / 11,5' (h excl trailer), 3.1 m / 10' (w), 5.2 m / 17' (l)
Weight part 1	61,500 kg / 135,600 lbs
Weight part 2	13,000 kg / 28,660 lbs
Weight part 3	7200 kg / 15,890 lbs



SANDVIK UH440E MOBILE CONE CRUSHER



EXCELLENT CUBICITY

The UH440E is an electrically powered tracked mounted cone crusher aimed at the demanding quarry and mining operator, construction company or contractor working with highly abrasive secondary and tertiary applications and in need of high productivity. It features the Sandvik CH440 cone crusher, the SS1443 triple deck screen and the SS1013H pre-screen. The cone can process material of up to 215 mm and is capable of producing up to 400 tph, at an excellent reduction ratio and cubicity.

The UH440E has a lower environmental impact due to the latest emissions compliant engines, reduced fuel consumption and less operating noise. With an electric plug-in option, this enables you to select your preferred energy source, diesel- or electric-mode to lower your operating costs and reduce environmental impact.

The UH440E has proved suitable for:

- Hard and abrasive rock
- Aggregate production
- Surface and underground mining
- Quarried rock

FEATURES AND VALUES

- Sandvik CH440 cone crusher, available with a choice of six mantles and eight different eccentric throw settings spanning from 16 mm to 44 mm, makes this a highly versatile machine.
- Sandvik Free Flow screen with optional triple deck product screen. It can be configured to separate undersize into either one or two fractions and is available with a choice of screen media.
- Sandvik heavy duty pan feeder designed for efficient, high capacity feeding with low liner wear.
- Sandvik pre-screen with triple deck, available with a choice of screen media.
- Radio remote control for starting, stopping and tracking the equipment.
- The crusher is fitted with an intelligent ASRi system, which monitors and automatically regulates the close side setting.
- ASRi is integrated with the PLC control screen which is easy to operate and available in several languages.
- The UH440E is transported in three separate sections which are easily put together on site and tracked via radio remote control.
- Metal detector on feed conveyor for the protection of the crusher.
- The unit is fully automated and is easily interlocked with other crushing units.

KEY SPECIFICATIONS	UH440E
Equipment	Sandvik CH440 cone
Feed size (up to)	215 mm / 8.5"
CSS range	8 - 48 mm / 5/16" - 1 7/8"
Engine	Volvo D16 Stage 5 / T4F / T3 Stamford 670 kVA
Transport dimensions part 1	3.9 m / 13' (h excl trailer) , 3.5 m / 11' 5" (w), 15.5 m / 51' (l)
Transport dimensions part 2	3.1 m / 10' (h excl trailer), 3.1 m / 10' (w), 11.9 m / 39' (l)
Transport dimensions part 3	3.5 m / 11.5' (h excl trailer), 3.1 m / 10' (w), 5.2 m / 17' (l)
Weight part 1	57,000 kg / 126,000 lbs
Weight part 2	13,000 kg / 28,660 lbs
Weight part 3	7200 kg / 15,890 lbs



SANDVIK US440i MOBILE CONE CRUSHER

FLEXIBLE SECONDARY CRUSHING

The "built to last" US440i is a secondary cone crusher unit that has been designed to deal with the toughest and hardest types of rock, in all possible climatic conditions. Comes complete with a class leading material intake, high reduction ratio and high capacity, yet minimises environmental impact as possesses a highly fuel efficient low rpm diesel engine.

The US440i represents the perfect solution for any contractor or quarry operator looking for a highly flexible, fully mobile secondary crushing unit that is able to deal with many process alternatives. With a rapid return on investment due to inherent high productivity, low operational costs and high residual value, the US440i has the reputation of being one of the toughest, and productive crushers on the market today.

The US440i has proved suitable for:

- Hard and abrasive rock
- Aggregate production
- Surface mining
- Quarried rock
- Recycling of construction materials

FEATURES AND VALUES

- The Sandvik cone allows a feed size of up to 450 mm / 18" with the crusher mantel designed to enable superb product shape to an (optional) recirculating- or open circuit screen.
- Produces material for further processing, or finished source product, thanks to an optional hanging screen system, with open- or closed-circuit that has been purpose designed for the requirements of the minerals extractive industries.
- ASRi assisting in optimizing throughput and product quality, as well as protecting the crusher from "uncrushable" material.
- Optimized production thanks to "wireless" interlocking between the units when working in train.
- Up-time maximized due to low maintenance requirement with simplified fault finding and repair.
- Easy to operate, with rapid setup and close down, and easily transported in one piece (industry leading capacity) that enables rapid operation on site, or from site to site.
- Power and economy are combined thanks to a modern, onboard diesel engine with low fuel consumption and minimum transmission losses.
- Advanced engine configurations results in no diesel or oil spillage.
- Fitted with My Fleet telematics with 7 year data subscription as standard.



KEY SPECIFICATIONS	US440i
Equipment	Sandvik CS440 cone
Feed size (up to)	450 mm / 18"
CSS range	25 mm - 54 mm / 1" - 2"
Engine	Volvo D13 Stage 5 / T4F 315 kW / 422 hp Volvo Tier 2 and CAT Tier 3 available
Transport dimensions	3.89 m / 12' 9" (h), 3.0 m / 9' 10" (w), 18.77 m / 61' 7" (l)
Weight	53,700 kg / 118,388 lbs



SANDVIK UH440i MOBILE CONE CRUSHER

HIGH THROUGHPUT

The UH440i is a highly robust tracked cone crusher that is built to last and can work in secondary and tertiary applications. It is able to cope with the toughest and hardest types of rock, and designed to operate in any climatic conditions. The UH440i has the reputation of being the toughest crusher on the market today, and represents the ultimate solution for any contractor or quarry operator looking for a highly flexible, fully mobile secondary crushing unit.

With a rapid return on investment due to inherent high productivity, low operational costs and high residual value, the UH440i comes complete with an automatic setting system, ASRi (II), which optimizes cone crusher efficiency by automatically adapting the crusher to variations in feed conditions.

The UH440i has proved suitable for:

- Hard and abrasive rock
- Aggregate production
- Surface mining
- Quarried rock
- Recycling of construction materials

FEATURES AND VALUES

- The Sandvik cone allows a feed size of up to 215 mm / 8.5" with the crusher mantel designed to enable superb product shape.
- Able to operate in a secondary or tertiary role, that ensures its suitability for all possible requirements due to numerous possible crusher settings.
- ASRi assisting in optimizing throughput and product quality, as well as protecting the crusher from "uncrushable" material.
- Comes with an optional hanging screen system, with open- or closed-circuit operation, in order to facilitate production of a true finished product.
- Simple, trouble free and safe operation is ensured due to automatic continuous monitoring of the production process by the in-built intelligent control system.
- Optimized production thanks to "wireless" interlocking between the units when working in train.
- Up-time maximized due to low maintenance requirement with simplified fault finding and repair.
- Easy to operate, with rapid setup and close down, and easily transported in one piece (industry leading capacity) that enables rapid operation on site, or from site to site.
- Fitted with My Fleet telematics with 7 year data subscription as standard.



KEY SPECIFICATIONS	UH440i
Equipment	CH440 cone
Feed size (up to)	215 mm / 8.5"
CSS range	8 mm - 48 mm / 5 / 16" - 1 7/8"
Engine	Volvo D13 Stage 5 / T4F 315 kW / 422 hp Volvo Tier 2 and CAT Tier 3 available
Transport dimensions	3.89 m / 12' 9" (h), 3.0 m / 9' 10" (w), 18.77 m / 61' 7" (l)
Weight	48,000 kg / 105,822 lbs



TECHNICAL SPECIFICATIONS

KEY SPECIFICATIONS	UJ640E	UJ440i (VGF)	UJ440i (VGF + US)	UJ440E
Equipment	Sandvik CJ615 jaw	Sandvik CJ412 jaw	Sandvik CJ412 jaw	Sandvik CJ412 jaw
Feed opening	1500 mm x 1070 mm / 59" x 42"	1200 mm x 830 mm / 47" x 33"	1200 mm x 830 mm / 47" x 33"	1200 mm x 830 mm / 47" x 33"
Max. feed size (up to)	960 mm / 38"	760 mm / 30"	760 mm / 30"	760 mm / 30"
Engine	Volvo D16 Stage 5 / T4F / T3 Stamford 650 kVA	Volvo D13 Stage 5 / T4F 315 kW / 422 hp Volvo Tier 2 and CAT Tier 3 available	Volvo D13 Stage 5 / T4F 315 kW / 422 hp Volvo Tier 2 and CAT Tier 3 available	Volvo D13 Stage 5 / T4F / T3 Stamford 450 kVA
Operation dimensions				
Height	7.3 m / 24'	4.30 m / 14'	4.30 m / 14'	6.1 m / 20'
Width	10 m / 33'	3.20 m / 10' 3"	3.20 m / 10' 3"	8.7 m / 28' 5"
Length	21.7 m / 71'	16.40 m / 53' 10"	16.40 m / 53' 10"	21 m / 69'
Weight	137,500 kg / 303,135 lbs	62,500 kg / 137,790 lbs	63,000 kg / 138,890 lbs	79,000 kg / 174,165 lbs
Transport dimensions				
Part 1				
Height	4.0 m / 13.1'	3.90 m / 12' 9"	3.90 m / 12' 9"	3.9 m / 12' 9"
Width	4.0 m / 13.1'	3.0 m / 9' 10"	3.0 m / 9' 10"	3.5 m / 11' 5"
Length	16.4 m / 54'	16.60 m / 54' 5"	16.60 m / 54' 5"	16.3 m / 53' 5"
Weight	59,500 kg / 131,175 lbs	62,500 kg / 137,790 lbs **	63,000 kg / 138,890 lbs **	63,000 kg / 138,890 lbs
Part 2				
Height	4.0 m / 13.1'			2.9 m / 9' 5"
Width	3.9 m / 13'			3.1 m / 10'
Length	8.7 m / 28' 6"			5.7 m / 18' 7"
Weight	67,500kg / 148,811 lbs			14,600 kg / 32,190 lbs

** Can be separated for transport

KEY SPECIFICATIONS	UH640E	UH440i	US440i	UH440E	US440E
Equipment	Sandvik CH660 cone	Sandvik CH440 cone	Sandvik CS440 cone	Sandvik CH440 cone	Sandvik CS440 cone
Max. feed size (up to)	235 mm / 9"	215 mm / 8.5"	450 mm / 18"	215 mm / 8.5"	450 mm / 18"
Engine	Volvo D16 Stage 5 / T4F / T3 Stamford 670 kVA	Volvo D13 Stage 5 / T4F 315 kW / 422 hp Volvo Tier 2 and CAT Tier 3 available	Volvo D13 Stage 5 / T4F 315 kW / 422 hp Volvo Tier 2 and CAT Tier 3 available	Volvo D16 Stage 5 / T4F / T3 Stamford 670 kVA	Volvo D16 Stage 5 / T4F / T3 Stamford 670 kVA
CSS range *	13 - 51 mm / 0.5 - 2"	8 mm - 48 mm / 5 / 16" - 1 7/8"	25 mm - 54 mm / 1" - 2"	8 - 48 mm / 5/16" - 1 7/8"	25 - 54 mm / 1" - 2"
Operation dimensions					
Height	7.2 m / 24'	4.9 m / 16'	4.90 m / 16'	6.2 m / 20' 5"	6.2 m / 20' 5"
Width	10.5 m / 34' 5"	3.0 m / 9' 10"	3.0 m / 9' 10"	10.5 m / 34' 5"	10.5 m / 34' 5"
Length	31.5 m / 103'	17.40 m / 57'	17.40 m / 57'	31.5 m / 103'	31.5 m / 103'
Weight	86,000 kg / 189,600 lbs	48,000 kg / 105,822 lbs	53,700 kg / 118,388 lbs	77,200 kg / 170,755 lbs	82,000 kg / 180,800 lbs
Transport dimensions					
Part 1					
Height	4.0 m / 13' 2"	3.89 m / 12' 9"	3.89 m / 12' 9"	3.9 m / 13'	4.1 m / 13'
Width	3.5 m / 11' 5"	3.0 m / 9' 10"	3.0 m / 9' 10"	3.5 m / 11' 5"	3.5 m / 11' 5"
Length	15.5 m / 51'	18.77 m / 61' 7"	18.77 m / 61' 7"	15.5 m / 51'	16.3 m / 53' 5"
Weight	64,700 kg / 142,640 lbs	48,000 kg / 105,822 lbs	53,700 kg / 118,388 lbs	57,000 kg / 126,000 lbs	61,500 kg / 135,600 lbs
Part 2					
Height	3.1 m / 10'			3.1 m / 10'	3.1 m / 10'
Width	3.1 m / 10'			3.1 m / 10'	3.1 m / 10'
Length	11.9 m / 39'			11.9 m / 39'	11.9 m / 39'
Weight	13,000 kg / 28,660 lbs			13,000 kg / 28,660 lbs	13,000 kg / 28,660 lbs
Part 3					
Height	3.5 m / 11' 5"			3.5 m / 11.5'	3.5 m / 11.5'
Width	3.1 m / 10'			3.1 m / 10'	3.1 m / 10'
Length	5.2 m / 17'			5.2 m / 17'	5.2 m / 17'
Weight	7,200 kg / 15,890 lbs			7,200 kg / 15,890 lbs	7,200 kg / 15,890 lbs

* Application specific. Please contact a Sandvik representative for clarification on specifications and options
Sandvik reserves the right to make changes to the information on this data sheet without prior notification to users

